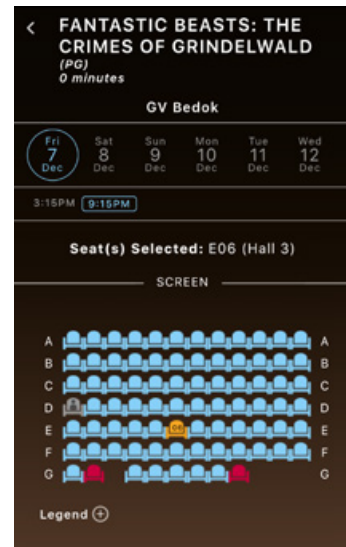


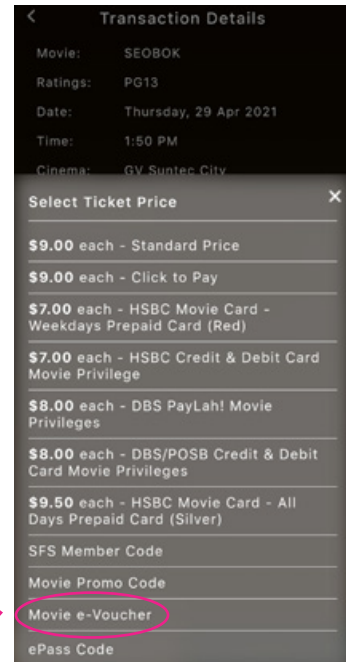
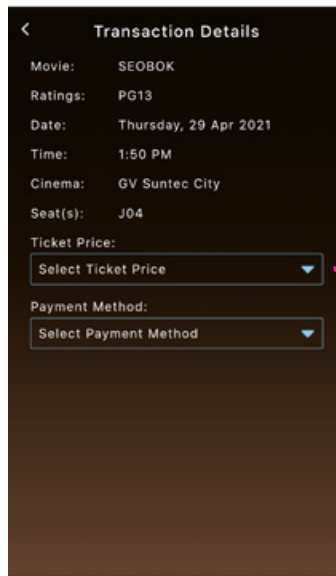
Step 1

Choose your Movie, Session time and seats.



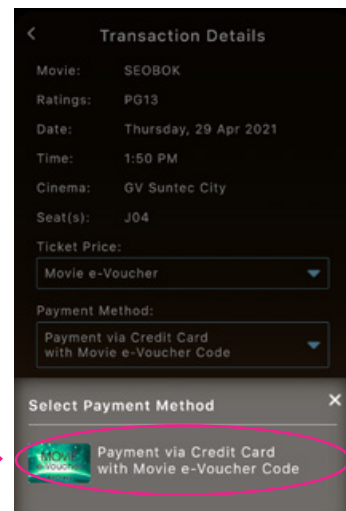
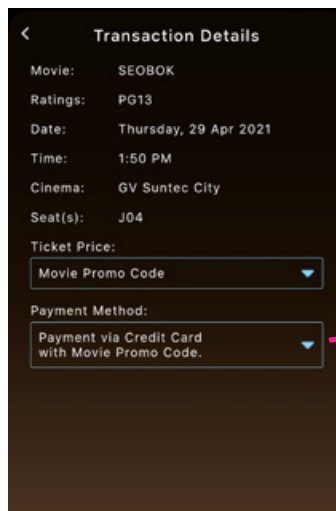
Step 2

Choose the Ticket Price "Movie e-Voucher Code"



Step 3

Then Choose the Payment Method, "Payment via Credit Card with Movie e-Voucher Code"



Step

4


Customer fill in their particulars, then click Next

Step

5

On the next page, customer need to fill in the "e-voucher code" in the Movie e-Voucher Code field.

Customer to fill in their Credit/Debit Card in the payment information.



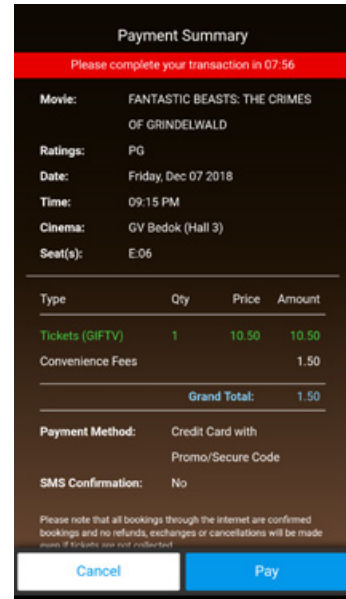
Step

6

E.g. Correct and incorrect Movie e-Voucher Code.

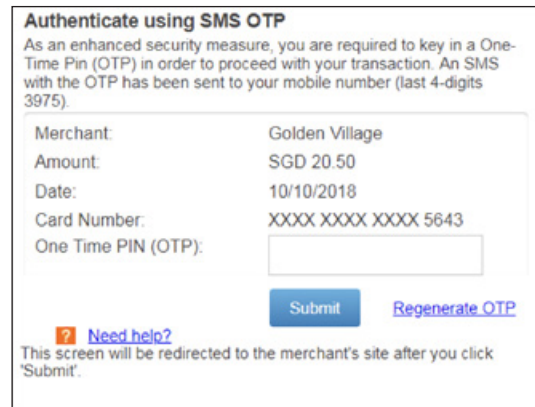
Step
7

In the Summary page, the payment information will be shown. E.g.



Step
8

Customer will need to key in their OTP in the Bank OTP site.



Step
9

Confirmation / Receipt Page.

